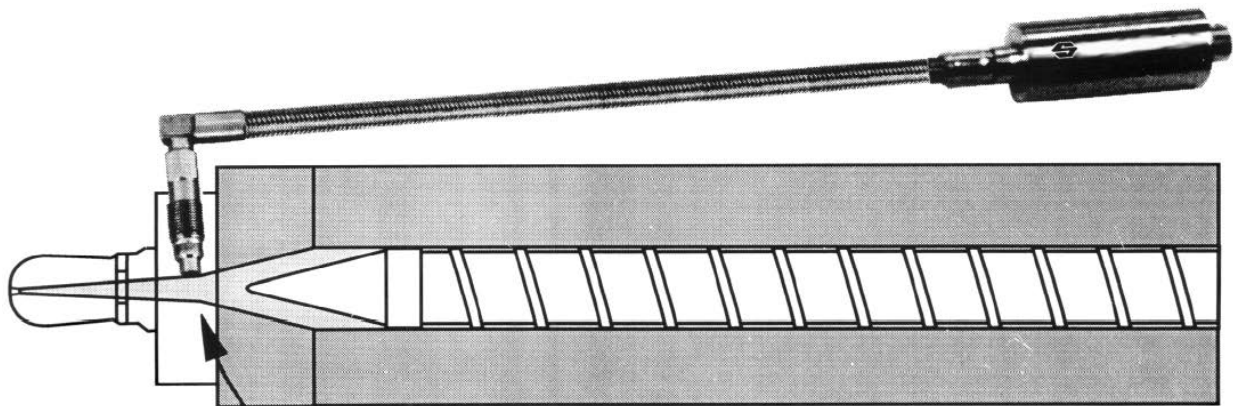


SENSONETICS

SEN-400 PRESSURE AND TEMPERATURE TRANSMITTERS ***EXTRUSION • MOLD CAVITY • NOZZLE • PLASTIC MELT***



FEATURES

- Abrasion Proof Sapphire Diaphragm
- Fast response time < 100 microseconds
- Infinite cycle life @ rated FSPR
- No mercury, NaK or push rods
- No signal decay
- No hysteresis
- 4-20 mA output
- 0-5 VDC output
- 0-10 VDC output

APPLICATIONS

- Polymer Plants
- Fiber Spinning
- Chemical Processing
- Pharmaceutical and Medical
- Refineries
- Autoclaves
- Oil and Gas
- Plastic Melt
- Food Processing

SEN-400 PRESSURE AND TEMPERATURE TRANSMITTER

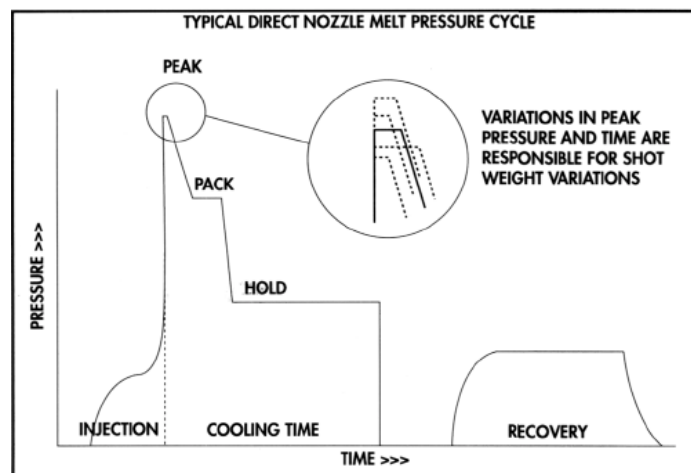
A SEN-400 Pressure and Temperature Transmitter is an excellent choice for measuring any media's pressure and temperature. The SEN-400 Pressure and Temperature Transmitters utilize state-of-the-art Silicon-on-Sapphire (S-O-S) technology which has rapidly established a proven track record for accuracy, reliability and durability in the thermoplastics and food extrusion industries. S-O-S technology does not require high temperature isolation of the sensing diaphragm thereby eliminating the need for mercury, NaK fills or push rods. The sapphire diaphragm is fifty times harder than stainless steel making it virtually impervious to wear due to abrasion. In addition, a SEN-400 sensor is a Factory Mutual approved plastic melt pressure and temperature transmitter. The SEN-421 Pressure Transmitter features an advanced 2-Wire, 4-20mA amplifier which accommodates a wide range of supply voltages.

The SEN-411 and 431 will transmit 0-5 VDC and 0-10 VDC respectively. For ease of calibration, there is minimal interaction between the amplifiers zero and span adjustments. The electrical design features lead reversal and short circuit protection. A SEN-412, SEN-422 or SEN-432 Combination Pressure and Temperature Transmitter will utilize temperature sensing on the sapphire diaphragm located at the tip of the transmitter. This Sapphire diaphragm is thermally isolated from the mounting well. The result is a reliable transmitter that measures media temperature and pressure while maintaining its accuracy over long periods of time. This configuration does not protrude into the plastic melt stream which can disrupt laminar flow. A combined pressure and temperature transmitter provides reliable measurement and control of your most critical parameters.

Our SOS sensors offer direct cavity pressure measurement for a broad range of pressures ranging from 0-150 PSI to 0-10,000 PSI. Low pressure cavity sensors are used in RTM, LIM, RIM, and low pressure structural foam molding. Medium pressure cavity sensors are used in high pressure structural foam molding, SMC and rubber compression molding. High pressure cavity sensors are used in the injection molding of thermo sets, thermoplastics and rubber.

PROCESS IMPROVEMENT MADE EASY WITH NOZZLE MELT PRESSURE CONTROL

The principal benefit of nozzle melt pressure control is improved shot weight uniformity. The causes of shot weight variability include: Lack of precise, peak pressure, time control and repeatability. Variability in melt viscosity or melt temperature from shot to shot. Recognizing that melt viscosity is a function of shear stress, it is the uniformity of viscosity from shot to shot that is important, not variability within the cycle.



SEN-400 PRESSURE AND TEMPERATURE TRANSMITTER

SYSTEM INTEGRATION

SENSONETICS offers all of the standard outputs such as 0-5 VDC, 0-10 VDC, or 2-Wire 4-20mA. These outputs are able to interface with all popular injection molding control systems. In many instances provisions already exist for pressure control in system controllers. Calibration tables can be entered for optimum precision.

Pressure Transmitter

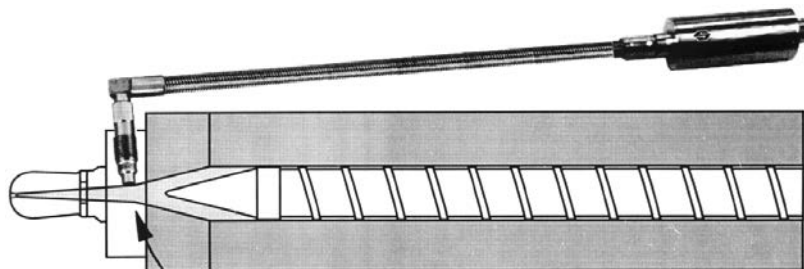
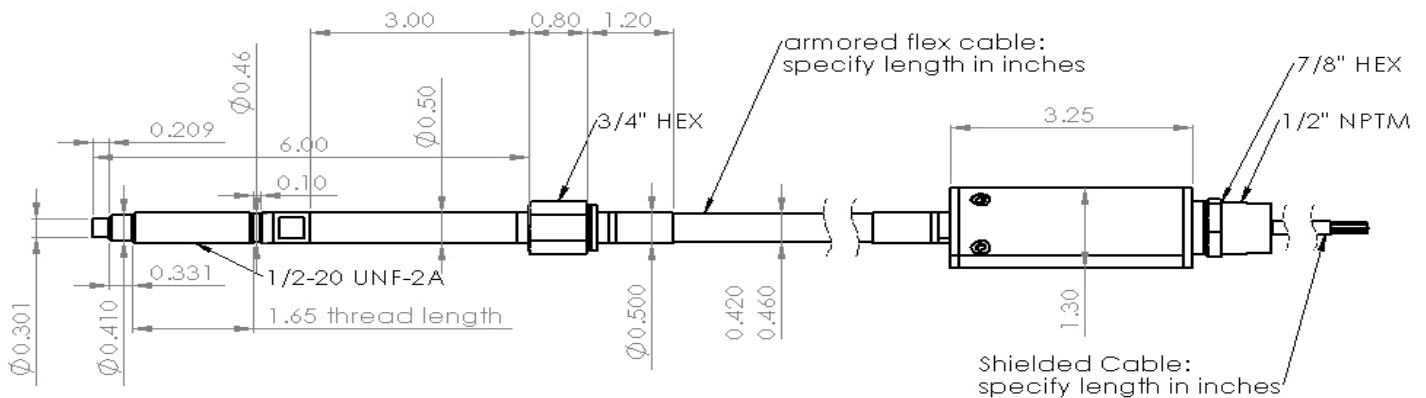
Ranges: 0-500; 0-750; 0-1,000; 0-1,500;
0-3,000; 0-5,000; 0-7,500; 0-10,000 PSI.
Combined error: Better than +/-0.5% FSO
Repeatability: Better than +/-0.1% FSO
Resolution: Infinite
Maximum pressure:
2x full scale; 20,000 psi maximum
Wetted material: Sapphire
Case material: 17-4 PH; 300 series SS
Mounting torque: 40 in-lbs nominal;
50 in-lbs maximum
Maximum diaphragm temperature:
650°F (343°C) Consult factory for higher
temperatures up to 850°F (450°C)
Thermal Zero shift:
Better than: +/-0.01% FSO/°F
Thermal span shift:
Better than +/-0.005% FSO/°F

Temperature Transmitter

Range: 650°F (343°C) maximum
Resolution: Infinite
Sensor: On-diaphragm silicon RTD Calibration:
4 mA @ 80°F, 20 mA @ 650°F – Consult factory
for higher temperatures up to 850°F (450°C)

Electrical Characteristics

Output: 4-20 mA; 0-5 VDC; 0-10 VDC
Input: 14-24 VDC for 4-20 Ma (12 VDC option)
14-36 VDC for 0-5 VDC or 0-10 VDC
Maximum Load resistance: 800 Ω @ 30 VDC;
500 Ω @ 24 VDC
Zero: 4 mA, field adjustable +/-10%
Span: 20 mA, field adjustable +/-10%
Lead reversal protection: Up to 5 A
Response time: Better than 100 microseconds
Factory mutual approved = intrinsically safe



SEN-400 PRESSURE AND TEMPERATURE TRANSMITTER

ORDERING INFORMATION

SEN - 4** - **** - *** - **** - *** - ** - *

MODELS:

421 = Pressure Only, 4-20 mA 422 = P & T, 4-20 mA
411 = Pressure Only, 0-5 VDC 412 = P & T, 0-5 VDC
431 = Pressure Only, 0-10 VDC 432 = P & T, 0-10 VDC

PRESSURE RANGES:

5C = 500 PSI 5M = 5,000 PSI
7.5C = 750 PSI 7.5M = 7,500 PSI
1M = 1,000 PSI 10M = 10,000 PSI

OUTLINES:

10 = No. 10 (1/2-20 UNF) 12 = METRIC THD (M18 X 1.5 THD)
19 = Straight Mold Sensor 19R = Right Angle Nozzle Sensor

STEM LENGTHS:

1 = 1 INCH (19 Only) 1.5 = 1.5 INCH (19R Only)
2 = 2 INCH (19 Only) 2.5 = 2.5 INCH (19R Only)
4 = 4 INCH 12 = 12.5 INCH
6 = 6 INCH (STD) 15 = 15 INCH
9 = 9 INCH 18 = 18 INCH

CONNECTIONS:

W = WELDED D = DISCONNECT

FLEX LENGTHS:

18 = 18 INCH 72 = 72 INCH
36 = 36 INCH 84 = 84 INCH
48 = 48 INCH 60 = 60 INCH 120 = 120 INCH

TERMINATIONS:

C6 = 6 PIN FOR 421 C2 = 6 PIN FOR 411 OR 431 CD = CONDUIT FITTING
C8 = 8 PIN FOR 422 C4 = 8 PIN FOR 412 OR 432

CUSTOM CONFIGURATIONS:

S = SPECIAL CUSTOM SPECIFICATIONS SUCH AS HIGHER TEMPERATURE LIMITS